

24

About the Respondents

1%

took Adult Basic Education courses during or prior to their trade training program

16%

took English as a 49 age group

Northern B.C.  
Unknown


# Summary of Survey Results: 2019-2023

Applied filters:

Cohort  
Respondents  
Response Rate









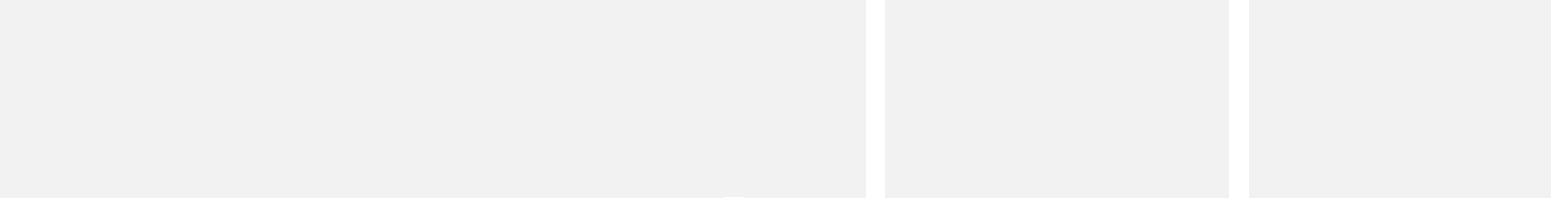


In the labour force  
**95%**



Unemployment rate  
**1.3%**

The "Employment rate" is the number employed as a percentage of all respondents.  
The "Unemployment rate" is the number of unemployed as a percentage of respondents in the labour



# Summary of Survey Results: 2019-2023

Trades Training Type:

Progressive apprenticeship, Traditional apprenticeship, Trades foundation, and Trades-related vocational programs

Applied filters:

CPCVCCA Automotive Service Technology;

Cohort	201
Respondents	85
Response Rate	42%

## Skill Development and Post-Secondary Experience

# 88%

said they were very satisfied or satisfied with the education they received.

### Skill Development

Not applicable

7%

2%

1%

1%

2%

0%

2%

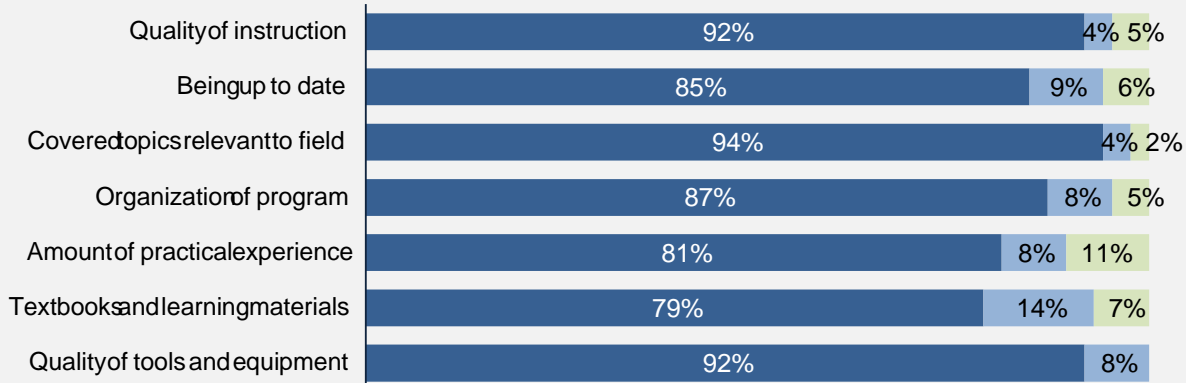
7%

0%

Percentages are based on those who gave a valid rating, excluding those who said not applicable.

### Satisfaction with Post-Secondary Experience

Not applicable



■ Very good or Good      ■ Adequate      ■ Poor or Very poor 87%

Percentages are based on those who gave a valid rating, excluding those who said not applicable.

# Summary of Survey Results: 2019-2023

Trades Training Type:

Trades foundation, Trades-related vocational programs

Applied filters:

CPCVCCA Automotive Service Technology;

Cohort 201  
Respondents 85  
Response Rate 42%

## Trades foundation & Trades-related vocational programs

### Employment After Leaving School

34%

had the same job before or while they were attending school

82%

said their education was useful in getting their job

Timespent looking for employment

Exclude employed respondents who said they had the same job while attending their program

n= 43

### Other Education

Trades-related vocational respondents only, results are shown for the education they took before and after their program.

r

took further studies after completing their program

n= r

Further studies related to program

Of those who took further studies at a different institution:

r

expected transfer credit 0 TD 0 T2

n=

r

of those who had taken further studies said their program prepared them well

r

r

r

were very satisfied or satisfied with their transfer experience

# Summary of Survey Results: 2019-2023

Applied filters:

Cohort  
Respondents  
Response Rate