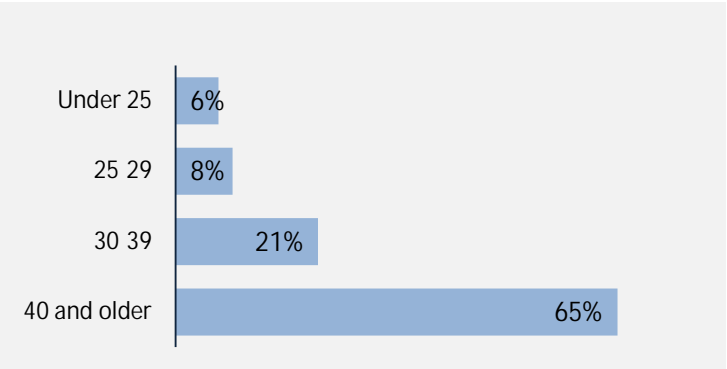
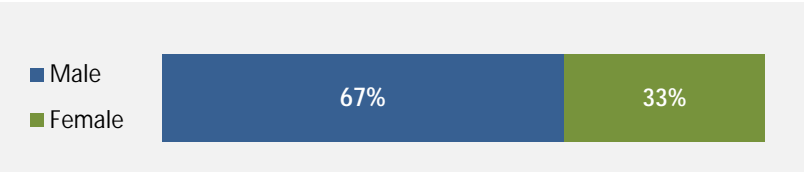


Progressive apprenticeship, Traditional apprenticeship, Trades foundation, and Trades related vocational programs

CPC: VCC: Building Manager (Residential);

.....96
48
 50%

Description of Survey Respondents



2%
Based on domestic students only

47

About the Respondents

13%

relocated from their hometown to attend program

8%

*took **Adult Basic Education** courses during or prior to their trades training program*

15%

*took **English as a Second Language** courses during or prior to their trades training program*



Progressive apprenticeship, Traditional apprenticeship, Trades foundation, and Trades related vocational programs

Applied filters:

CPC: VCC: Building Manager (Residential);

Cohort96
 Respondents48
 Response Rate 50%

In the labour force

89%

Employment rate

83%

Unemployment rate

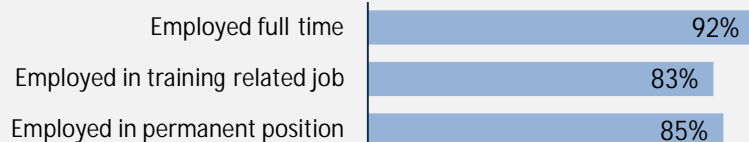
4.8%

The "Employment rate" is the number employed as a percentage of all respondents.

The "Unemployment rate" is the number of unemployed as a percentage of respondents in the labour force.

Of those employed:

n = 40



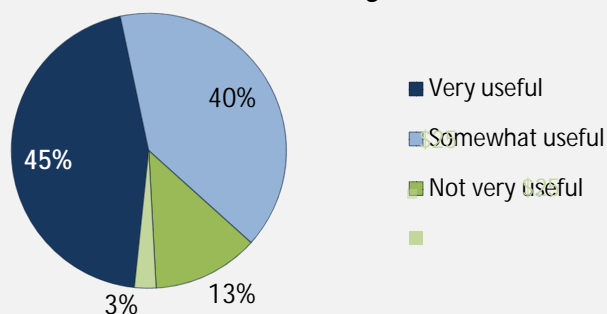
*Hourly Wage
(median, main job)*

\$20

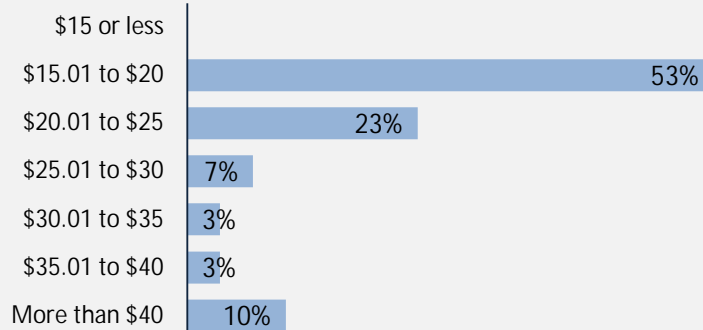
*Hours Worked
(median, main job)*

40

**Skills and Knowledge Gained
Useful in Performing Job**






Hourly Wage Group (main job)



Top Occupations (4 digit NOC)

	# employed	% of those employed
1224: Property administrators	12	30%
6733: Janitors, caretakers and building superintendents	9	23%
6315: Cleaning supervisors	2	5%
6525: Hotel front desk clerks	2	5%
0714: Facility operation and maintenance managers	2	5%
6742: Other service support occupations, n.e.c.	1	3%
1122: Professional occupations in business management consulting	1	3%
4212: Social and community service workers	1	3%
0711: Construction managers	1	3%
0631: Restaurant and food service managers	1	3%
<i>Total of top occupations</i>	32	80%
<i>Total employed</i>	40	

Applied filters:



Applied filters:

Cohort
Respondents
Response Rate



Other Education

Trades related vocational respondents only, results are shown for the education they took before and after their program.

took further studies		

Applied filters:

*Cohort
Respondents
Response Rate*