

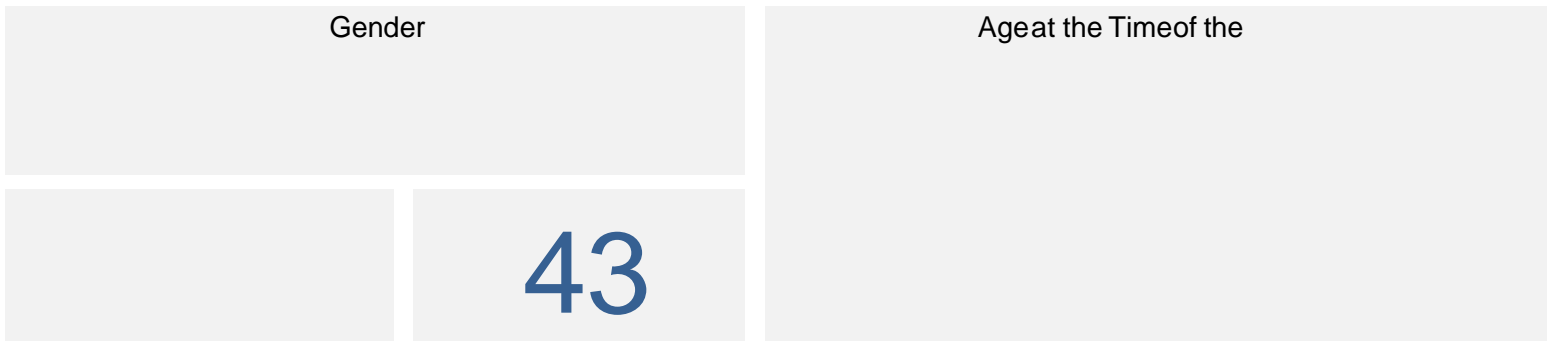
Diploma, Associate Degree or Certificate Student Outcomes Summary of Survey Results: 2019 to 2023

Applied filters:
CPCVCC Interior Design;


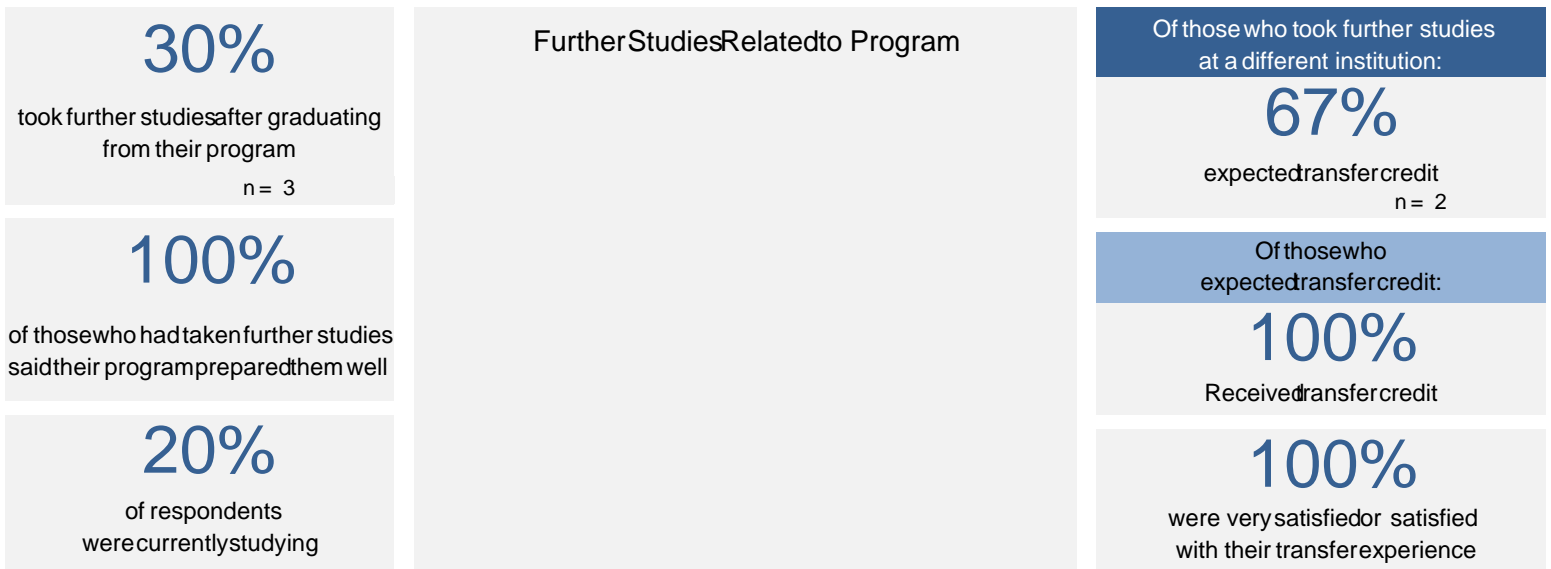
Cohort Respondents 23
Response Rate 100%
For ESL courses due prior to their studies

Description of Survey Respondents

Demographics



Further Education



Diploma, Associate Degree or Certificate Student Outcomes Summary of Survey Results: 2019 to 2023

Applied filters:
CPCVCCInterior Design;

Cohort 23
Respondents 10
Response Rate 43%

Employment Outcomes

Of those employed: n = 9

The "Employment rate" is the number employed as a percentage of all respondents. The "Unemployment rate" is the number of unemployed as a percentage of respondents in the labour force.

Weekly Hours Worked
(median, main job)

30

Hourly Wage
(median, main job)

\$30

Hourly Wage Group (main job)

Skills and Knowledge Gained
Useful in Performing Job

Time Spent

Employed % of those employed

Total of top occupations 9
Total employed

Diploma, Associate Degree, and Certificate Student Outcomes
Summary of Survey Results: 2019 to 2023

