

# Diploma, Associate Degree or Certificate Student Outcomes

## Summary of Survey Results: 2019 to 2023

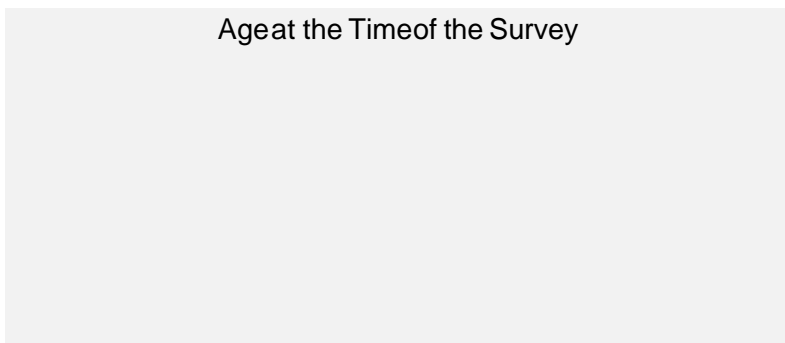
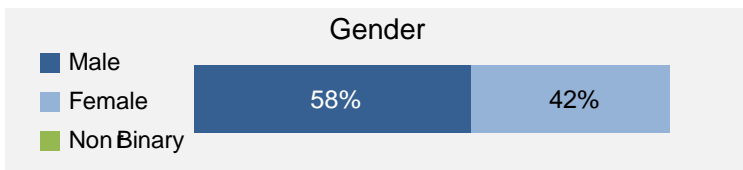
Applied filters:

CPCVCC Management Skills for Supervisors;

Cohort Respondents 19  
 Response Rate 63%

### Description of Survey Respondents

#### Demographics



Aboriginal Identity

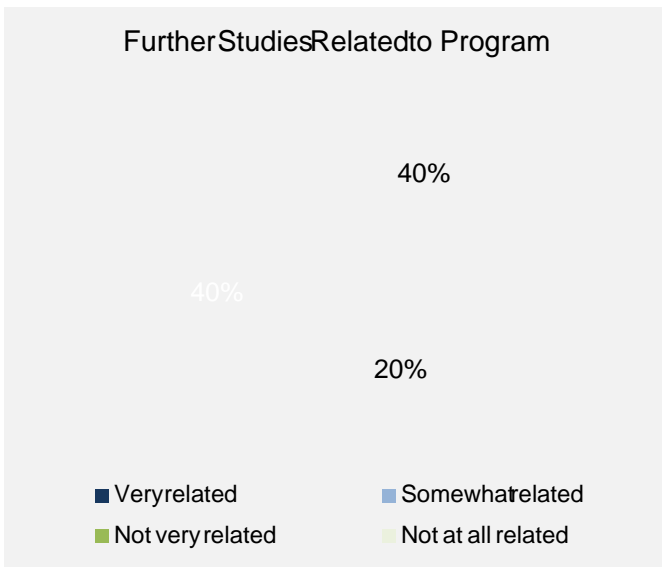
Based

#### Further Education

**42%**  
 took further studies after graduating from their program  
 n = 5

**75%**  
 of those who had taken further studies said their program prepared them well

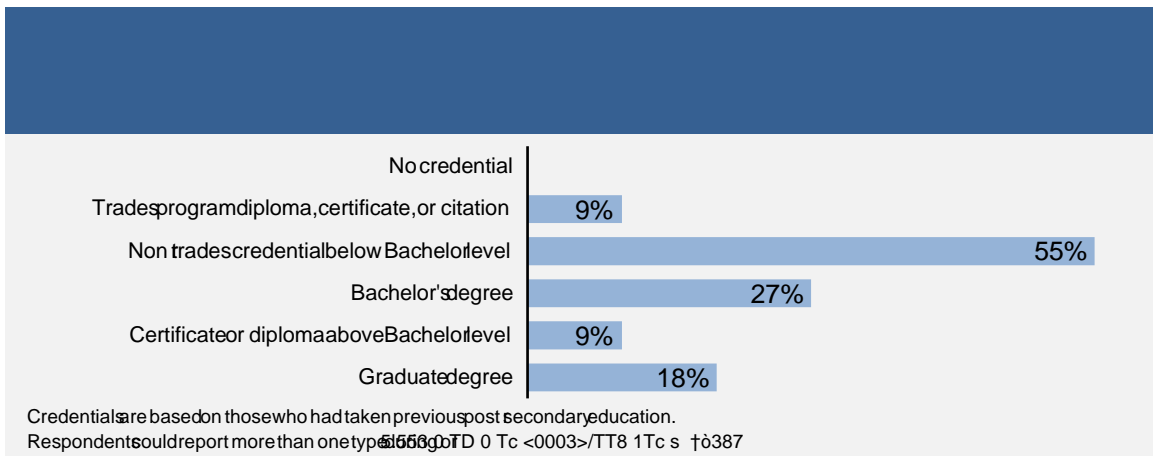
**17%**  
 of respondents were currently studying



Of those who took further studies at a different institution:  
**50%**  
 expected transfer credit  
 n = 1

Of those who expected transfer credit:  
**0%**  
 Received transfer credit

**0%**  
 were very satisfied or satisfied with their transfer experience



**8%**  
 English as a Second Language

**8%**

Credentials are based on those who had taken previous post secondary education. Respondents could report more than one type of credential prior to their studies.




# Diploma, Associate Degree, and Certificate Student Outcomes Summary of Survey Results: 2019 to 2023

Applied filters:

CPCVCC Management Skills for Supervisors;

Cohort	19
Respondents	12
Response Rate	63%

## Skill Development and Post-Secondary Experience



Percentages are based on those who gave a valid rating, excluding those who

