

CPC/VCC Music Classical/Voice, VCC Music Keyboard Studies, VCC Music Composition/VCC Music Composition/Arranging/VCC Music Instrumental Studies, VCC Music Jazz & Contemporary Instrumental, VCC Music Jazz & Contemporary/Voice, VCC Music;

63
36
57%

Demographics

Gender

Age at the Time of the Survey

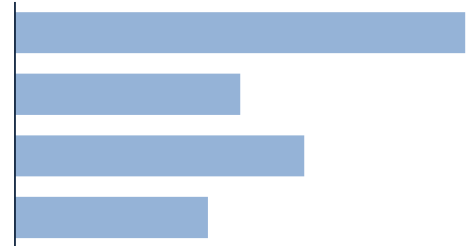
Aboriginal Identity

3%

Based on domestic students only.

Median Age

28



n = 25

89%

69%
of respondents
were currently studying

n = 2

Of those who
expected to
explore a program

50%

Received transfer credit

50%

were very satisfied or satisfied
with their transfer experience

Past Education

Adult Basic Education

14%

9%

Diploma, Associate Degree or Certificate Student Outcomes

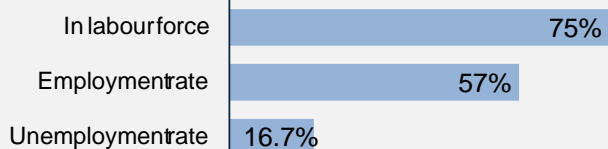
Summary of Survey Results: 2019 to 2023

Applied filters:

CPC/VCC Music Classical Voice, VCC Music Keyboard Studies, VCC Music Composition/VCC Music Composition/Arranging/VCC Music Instrumental Studies, VCC Music Jazz & Contemporary Instrumental, VCC Music Jazz & Contemporary Voice, VCC Music;

Cohort	63
Respondents	36
Response Rate	57%

Employment Outcomes



The "Employment rate" is the number employed as a percentage of all respondents. The "Unemployment rate" is the number of unemployed as a percentage of respondents in the labour force.

Of those employed: n = 20

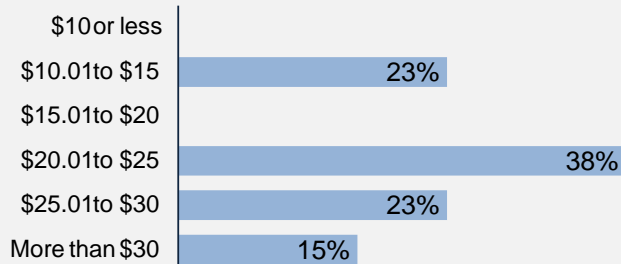
Weekly Hours Worked
(median, main job)

22

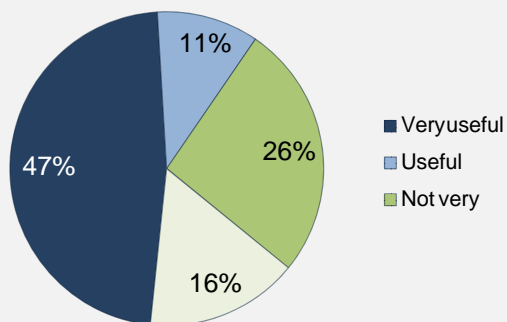
Hourly Wage
(median, main job)

\$25

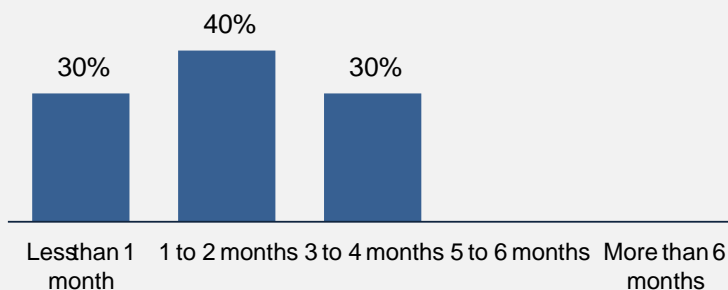
Hourly Wage Group (main job)



Skills and Knowledge Gained
Useful in Performing Job



Time Spent Looking for Employment



Top Occupations (4 digit NOC)

	# Employed	% of those employed
5133: Musicians and singers	7	35%
XXXX: Unclassified occupations	3	15%
5125: Translators, terminologists and interpreters	1	5%
6733: Janitors, caretakers and building superintendents	1	5%
6541: Security guards and related security service occupations	1	5%
6611: Cashiers	1	5%
6711: Food counter attendants, kitchen helpers and related support occupations	1	5%
5226: Other technical and coordinating occupations in motion pictures, broadcasting and the performing arts	1	5%
7452: Material handlers	1	5%
6221: Technical sales specialists, wholesale trade	1	5%
Total of top occupations	18	90%
Total employed	20	

Applied filters:

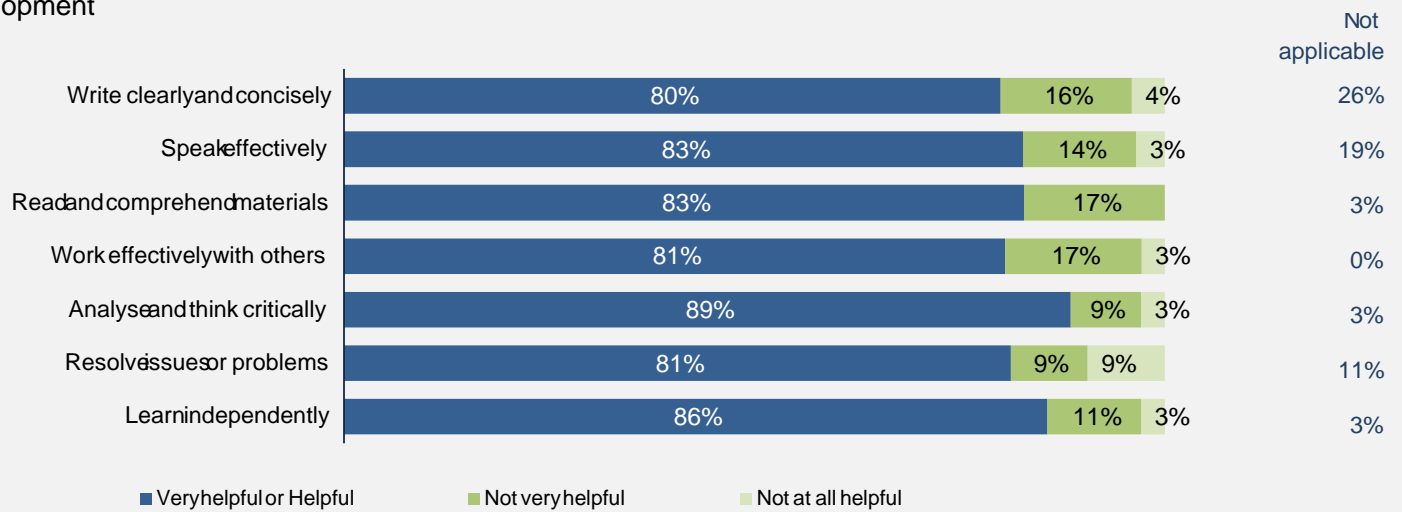
CPC/VCC Music Classical Voice, VCC Music Keyboard Studies, VCC Music Composition, VCC Music Composition/Arranging, VCC Music Instrumental Studies, VCC Music Jazz & Contemporary Instrumental, VCC Music Jazz & Contemporary Voice, VCC Music;

Cohort	63
Respondents	36
Response Rate	57%

Skill Development and Post-Secondary Experience

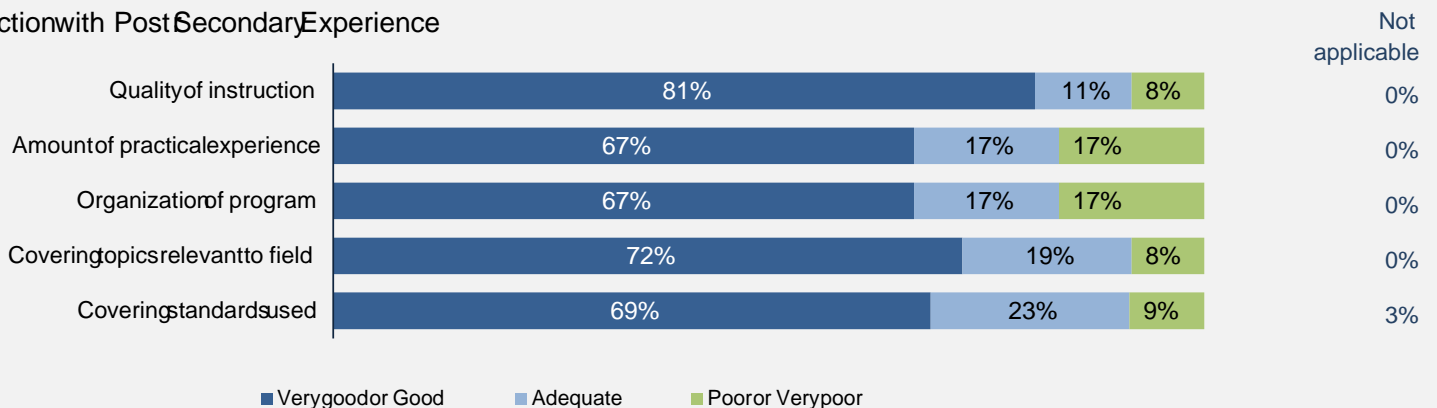
91% said they were very satisfied or satisfied with the education they received.

Skill Development



Percentages are based on those who gave a valid rating, excluding those who said Not applicable.

Satisfaction with Post-Secondary Experience



Percentages are based on those who gave a valid rating, excluding those who said Not applicable.