

30

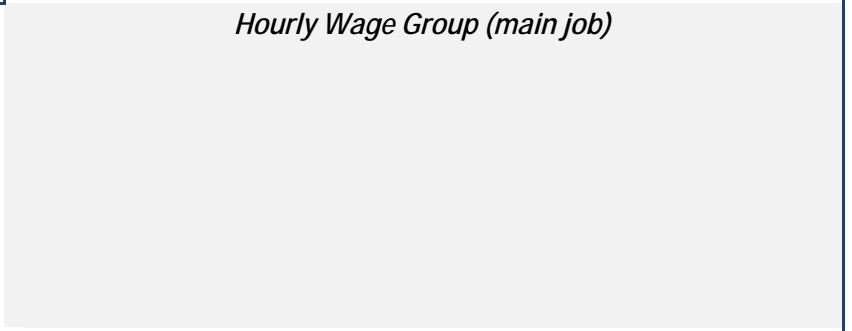


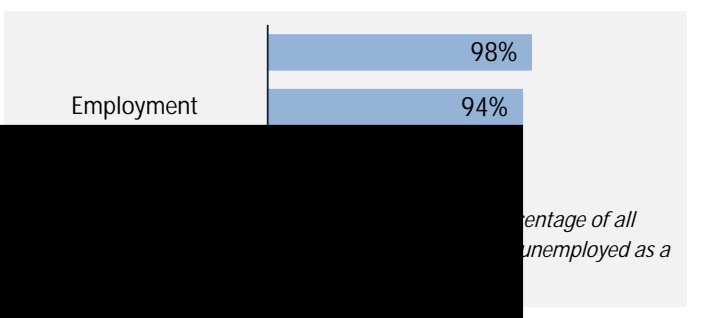
# Diploma, Associate Degree, and Certificate Student Outcomes

**Applied filters:**

CPC: VCC: Practical Nursing;

<i>Cohort</i>	<b>399</b>
<i>Respondents</i>	<b>237</b>
<i>Response Rate</i>	<b>59%</b>

## Of those employed: n = 222



	# Employed	% of those employed
Associates	204	92%
	5	2%
	3	1%
	1	0%
	1	0%
Nurses	1	0%
Technicians	1	0%
	1	0%
	1	0%
	1	0%
<i>Total of top occupations</i>	<b>219</b>	<b>99%</b>
<i>Total employed</i>	<b>222</b>	

# Diploma, Associate Degree, and Certificate Student Outcomes

## Applied filters:

CPC: VCC: Practical Nursing;

Cohort	399
Respondents	237
Response Rate	59%

# 94%

said they were very satisfied or satisfied with the education they received.

## Skill Development

Not applicable

6%

4%

1%

0%

0%

0%

1%

Percentages are based on those who gave a valid rating, excluding those who said Not applicable.

## Satisfaction with Post Secondary Experience

Not applicable

1%

0%

0%

0%

0%

Percentages are based on those who gave a valid rating, excluding those who said Not applicable.