

Dark blue header bar

Grey header bar

Light grey content block

Large light grey content block

Light grey content block

Light grey content block

Grey header bar

Light grey content block

Large light grey content block

Dark blue header bar

Light grey content block

Light grey content block

Blue header bar

Light grey content block

Light grey content block

Light grey content block

Grey header bar

Dark blue header bar

Dark blue header bar

Large light grey content block

Light grey content block

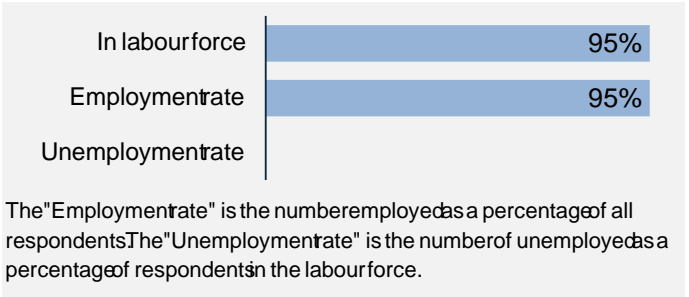
Light grey content block

Diploma, Associate Degree, and Certificate Student Outcomes Summary of Survey Results: 2019 to 2023

Applied filters:
CPCVCCRenalDialysis;

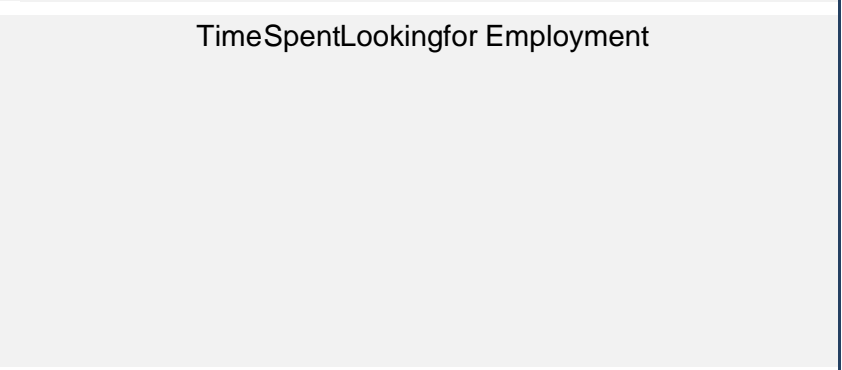
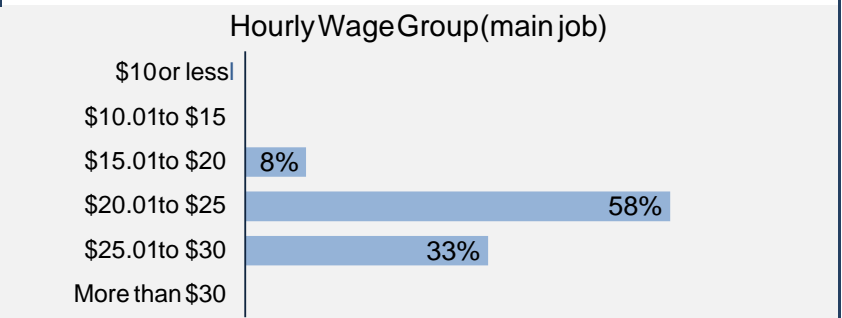
Cohort	32
Respondents	19
Response Rate	59%

Employment Outcomes



Of those employed: n = 18

Weekly Hours Worked (median, main job)	Hourly Wage (median, main job)
30	\$25
Skills and Knowledge Gained Useful in Performing Job	



Top Occupations (4 digit NOC)

	# Employed	% of those employed
3212: Medical laboratory technicians and pathologists' assistants	8	44%
3219: Other medical technologists and technicians (except dental health)	7	39%
3413: Nurse aides, orderlies and patient service associates	2	11%
3414: Other assisting occupations in support of health services	1	6%
Total of top occupations		18
Total employed		18
		100%

Summary of Survey Results: 2019 to 2023

Applied filters:

CPC: VCC: Renal Dialysis;

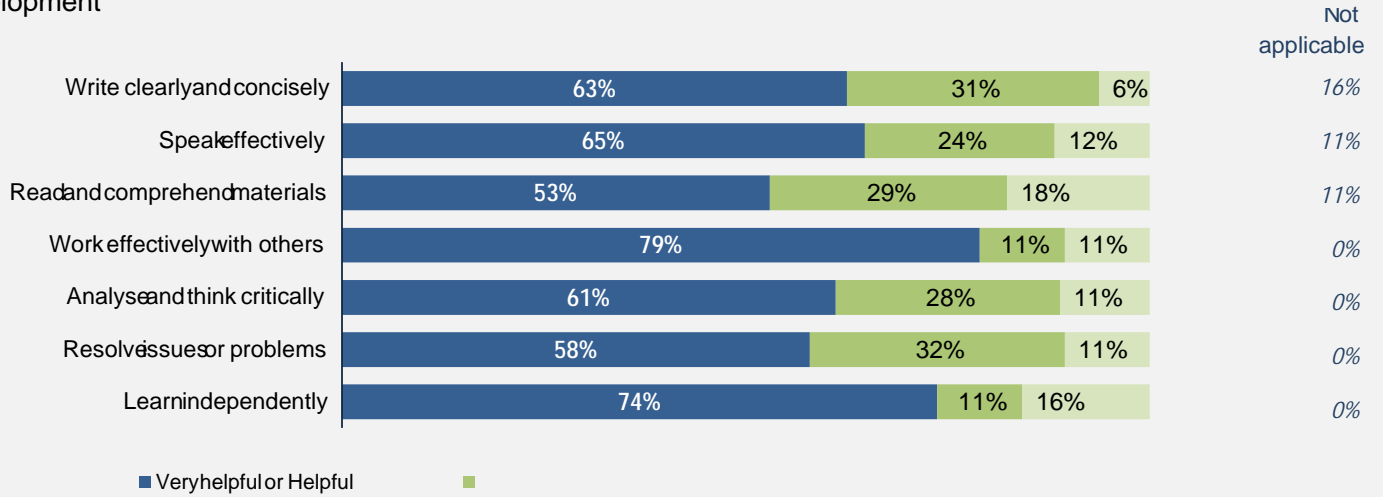
Cohort	32
Respondents	19
Response Rate	59%

Skill Development and Post-Secondary Experience

63%

said they were very satisfied or satisfied with the education they received.

Skill Development



Percentages are based on those who gave a valid rating, excluding those who said Not applicable.

Satisfaction with Post-Secondary Experience

Not applicable
0%
0%
0%
5%
0%

Percentages are based on those who gave a valid rating, excluding those who said Not applicable.